

**Lake Arrowhead Community Services District**  
Your Partner for Water Conservation

# Customer Shut-Off Valve Program CSOV Program



Take Control.  
Shut Off and Turn on  
Your Water Service



# Lake Arrowhead Community Services District Provide, protect and

## What is a Customer Shut-Off Valve?

When water lines break, you need to shut off the water fast. San Bernardino County Building Code requires mountain residents to have one shut-off valve. For maximum protection of your property you should install a shut-off valve 18" from the District's meter.

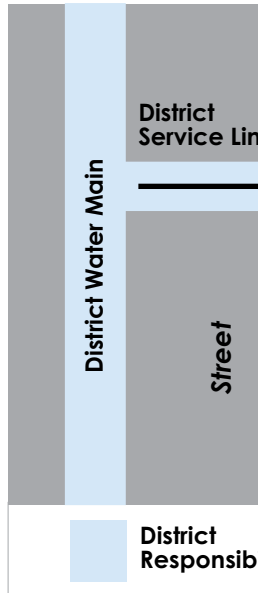
## Getting Control

Guidelines for installing a Customer Shut-Off Valve are available from the District. Please call (909) 336-7100, or visit the District website, [www.lakearrowheadcsd.com](http://www.lakearrowheadcsd.com). Before installing your Customer Shut-Off Valve please contact the District office to obtain standards for proper installation.


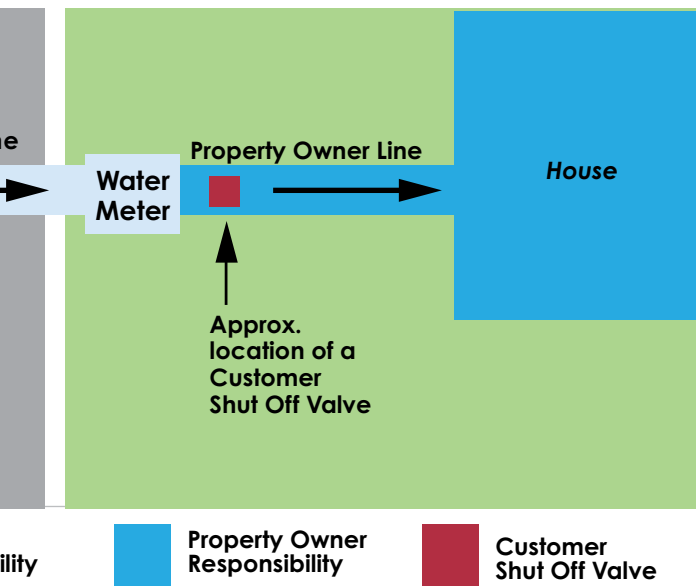
Shut-off valves should be clearly marked with a stake or pole that is easy to find in winter snow. All family members, and your patrol service if applicable, need to be able to locate and operate the valve.

Please remember that only District personnel may turn the District's water meter off and on. If you have a Customer Shut-Off Valve, it is not necessary to have the District meter valve shut off. You can control your own water service.

If you have any questions about Customer Shut-Off Valves, please call Customer Service, (909) 336-7100.



# preserve



**REMEMBER**, all water that passes through the meter is the homeowner's responsibility.



Lake Arrowhead  
Community Services District  
P.O. Box 700  
Lake Arrowhead, CA 92352  
(909) 336-7100