



MEMORANDUM

DATE: June 25, 2019

TO: Board of Directors

CC: Catherine Cerri, General Manager
Joseph Byrne, General Counsel

FROM: Kathleen Field, Executive Assistant

SUBJECT: Correspondence Packet

GENERAL CORRESPONDENCE

1. 2019-Jun-25 Finance Manager's Monthly Financial Summary April 30, 2019
2. 2019-Jun-07 Memo from Ralph Wagner re: LACSD Water Extractions 2019 vs 2018

ACCOUNTS PAYABLE CHECK REGISTER

1. Accounts Payable Check Register for May 2019
2. Union Bank Visa Transactions Statement Ending May 10, 2019

LAKE ARROWHEAD COMMUNITY SERVICES DISTRICT

MEMORANDUM

DATE: JUNE 25, 2019

TO: BOARD OF DIRECTORS
Lake Arrowhead Community Services District

FROM: 
JOHN O'BRIEN, Finance Manager

SUBJECT: MONTHLY FINANCIAL SUMMARY APRIL 30, 2019

A. RECOMMENDATION

This is an information item only.

B. REASON FOR RECOMMENDATION

This is an information item only.

C. BACKGROUND INFORMATION

Attached is the monthly financial summary for the month and fiscal year-to-date activities through April 30, 2019.

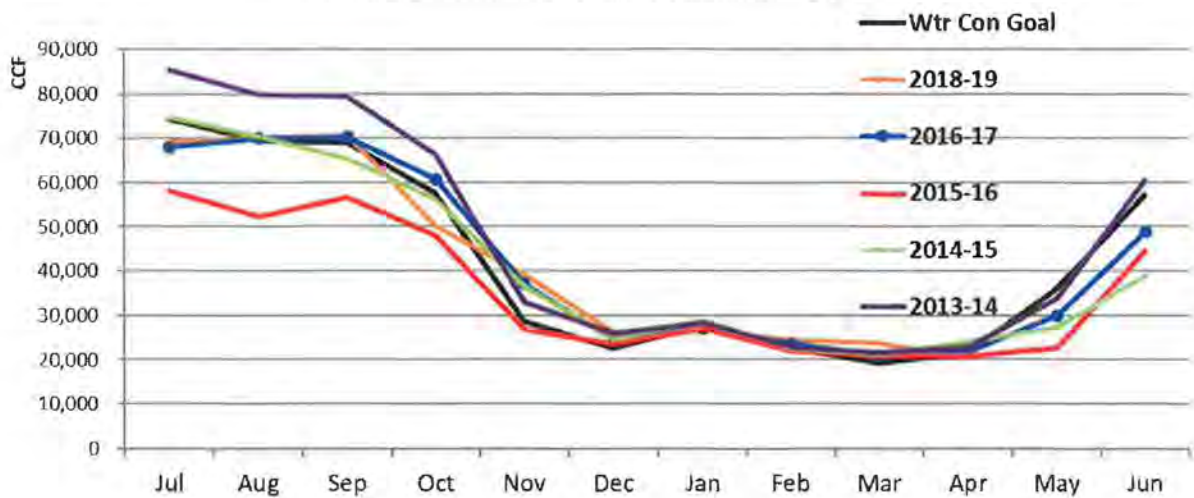
Summary of Significant Items

As of April 30, 2019, Districtwide operating revenue was \$610,663 higher as compared to the same period last year.

- Water Enterprise year-to-date operating revenue was \$416,937 or 8% higher as compared to the same period last year due to rate increases effective January 1, 2019. As compared to budget, operating revenue was \$379,983 or 8% higher than budget primarily due to actual consumption exceeding original budgeted estimates. Consumption year-to-date is 2% higher than the District's water conservation goal.

- Wastewater Enterprise year-to-date operating revenue was \$186,478 or 3% higher compared to the same period last year. In addition, Wastewater revenue was \$102,384 or 2% above budget.
- Deer Lodge Park Enterprise year-to-date operating revenue was \$7,072 or 10% higher as compared to the same period last year primarily due to rate increases and a 2% increase in consumption. As compared to budget, operating revenue was \$11,190 or 10% above budget primarily due to actual consumption exceeding original budgeted estimates.
- Rimforest year-to-date operating revenue was nearly even to the same period last year and nearly even to budget.

Arrowhead Woods Billed Units



Operating Expenses (excluding water purchase) were 7% higher year-to-date than the same period last year but 10% under budget for the current fiscal year. The most significant increases in expenses as compared to the prior fiscal year include wages, retirement and outside services.

Operating Expenses through April 2019

Expense	FYTD 2018-19	PYTD 2017-18	PY Var	PY var %	YTD Bgt	Bgt Var	Bgt Var%
Wages	3,365,514	3,235,600	129,913	4%	3,453,788	(88,274)	-3%
Health Ins	784,430	704,652	79,779	11%	838,034	(53,604)	-6%
Retirement	689,468	599,777	89,691	15%	693,500	(4,032)	-1%
FICA	245,632	239,756	5,876	2%	242,523	3,109	1%
Employer Ins	99,958	62,689	37,269	59%	112,213	(12,255)	-11%
Training	96,342	94,785	1,558	2%	112,289	(15,947)	-14%
Supplies	170,854	157,755	13,099	8%	199,102	(28,248)	-14%
Equipment	421,645	412,823	8,823	2%	686,430	(264,785)	-39%
Fleet	123,100	120,401	2,699	2%	192,920	(69,820)	-36%
Chemicals	118,937	122,824	(3,886)	-3%	167,510	(48,573)	-29%
Meters	43,652	28,447	15,205	53%	47,840	(4,188)	-9%
Liability Ins	170,807	133,979	36,829	27%	150,680	20,127	13%
Outside Services	872,190	643,033	229,157	36%	843,228	28,962	3%
Contracts	65,505	213,832	(148,328)	-69%	257,940	(192,435)	-75%
Legal	104,518	110,542	(6,024)	-5%	173,660	(69,142)	-40%
Electric	446,023	428,715	17,308	4%	492,017	(45,994)	-9%
Utilities	307,911	319,552	(11,640)	-4%	336,900	(28,989)	-9%
Permits	117,190	112,196	4,994	4%	123,520	(6,330)	-5%
Other	10,603	8,753	1,850	21%	16,686	(6,083)	-36%
Subtotal	8,254,280	7,750,109	504,171	7%	9,140,780	(886,500)	-10%
Water Purchase	531,598	420,790	110,808	26%	429,497	102,101	24%
Grand Total	8,785,878	8,170,900	614,978	8%	9,570,277	(784,399)	-8%

D. FISCAL IMPACT

This is an information item only.

E. ENVIRONMENTAL IMPACT

None.

F. ATTACHMENTS

Monthly Financial Summary April 2019.

Lake Arrowhead Community Services District

Monthly Financial Summary

As of April 30, 2019

	Water			
	Apr-19	2018-19 YTD	2017-18 YTD	2018-19 YTD Budget
Income Statement				
Operating Revenue	\$ 490,187	\$ 5,415,884	\$ 4,998,947	5,035,901
Sup Wtr Fee / Prop Tax	19,041	1,933,646	1,911,496	1,914,483
Other Income ⁽¹⁾	89,292	437,579	219,937	169,655
Operating Expense	(322,316)	(3,480,944)	(3,240,204)	(3,922,314)
Water Purchase	-	(475,642)	(360,347)	(365,000)
Interest Expense ⁽²⁾	(21,895)	(233,498)	(241,352)	(259,530)
Depreciation & Amort	(119,079)	(1,196,111)	(1,278,796)	(1,336,150)
Net Income	135,230	2,400,914	2,009,681	1,237,045

	Wastewater			
	Apr-19	2018-19 YTD	2017-18 YTD	2018-19 YTD Budget
Income Statement				
Operating Revenue	\$ 618,451	5,869,202	5,682,724	5,766,818
Sup Wtr Fee / Prop Tax	1,282,215	3,317,741	3,163,532	3,346,839
Other Income ⁽¹⁾	23,236	478,880	(55,216)	216,401
Operating Expense	(488,870)	(4,569,443)	(4,342,069)	(4,976,446)
Water Purchase	-	-	-	-
Interest Expense ⁽²⁾	(42,501)	(428,742)	(440,116)	(458,330)
Depreciation & Amort	(145,929)	(1,458,821)	(1,420,435)	(1,372,650)
Net Income	1,246,602	3,208,818	2,588,421	2,522,632

Fund Balances

	As of April 30, 2019	Apr-18	YE Budget
Operating Fund	\$ 3,624,798	3,497,720	1,274,934
Capital Imprvmt Fund	1,383,849	2,302,156	170,866
Rate Stabilization Fund	417,021	-	-
New Facilities Fund	181,914	94,541	134,815
Supplemental Wtr	13,114,344	11,629,458	11,913,640
Assessment Districts	-	-	-
Bond Proceeds	-	-	-
Debt Reserve	-	-	-
Total Cash	\$ 18,721,926	17,523,876	13,494,255

	As of April 30, 2019	Apr-18	YE Budget
Operating Fund	\$ 5,759,175	6,872,483	1,699,206
Capital Imprvmt Fund	11,434,207	7,998,035	7,355,284
Rate Stabilization Fund	1,492,012	1,381,618	1,444,532
New Facilities Fund	77,547	59,466	70,727
Supplemental Wtr	-	-	-
Assessment Districts	1,558,864	1,538,059	1,549,406
Bond Proceeds	88	35	9
Debt Reserve	-	-	-
Total Cash	\$ 20,321,892	17,849,697	12,119,164

	Deer Lodge Park			
	Apr-19	2018-19 YTD	2017-18 YTD	2018-19 YTD Budget
Income Statement				
Operating Revenue	\$ 12,772	\$ 121,425	\$ 114,353	110,235
Other Income ⁽¹⁾	-	\$ 8,933	4,663	4,156
Operating Expense	(9,151)	\$ (87,872)	(95,423)	(111,135)
Water Purchase	(627)	\$ (19,540)	(22,533)	(18,625)
Interest Expense ⁽²⁾	-	\$ -	-	-
Depreciation & Amort	(3,234)	\$ (32,340)	(32,248)	(33,500)
Net Income	(240)	\$ (9,394)	(31,188)	(48,869)

	Rimforest			
	Apr-19	2018-19 YTD	2017-18 YTD	2018-19 YTD Budget
Income Statement				
Operating Revenue	\$ 22,313	\$ 213,803	\$ 213,626	213,096
Other Income ⁽¹⁾	-	1,306	638	547
Operating Expense	(10,155)	(116,021)	(72,415)	(130,885)
Water Purchase	(3,129)	(36,415)	(37,910)	(45,872)
Interest Expense ⁽²⁾	(893)	(9,917)	(12,443)	(9,700)
Depreciation & Amort	(1,325)	(13,250)	(13,250)	(13,250)
Net Income	6,811	39,506	78,246	13,936

Fund Balances

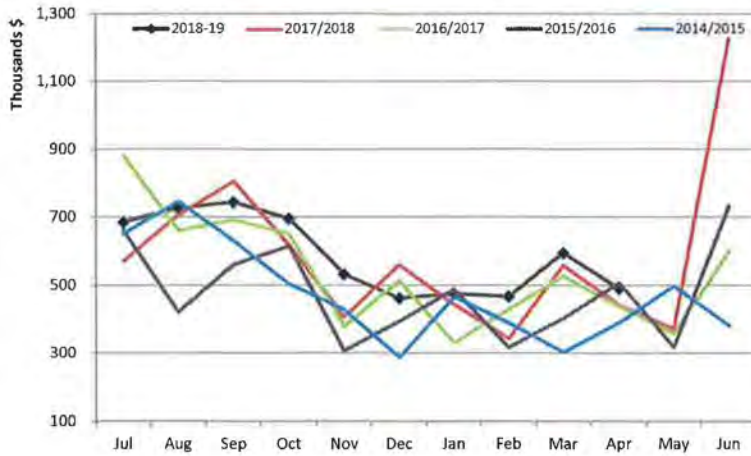
	As of April 30, 2019	Apr-18	YE Budget
Operating Fund	\$ 78,701	74,616	38,932
Capital Imprvmt Fund	104,525	101,728	-
Rate Stabilization Fund	26,236	25,750	26,075
New Facilities Fund	18,106	25,302	9,861
Supplemental Wtr	-	-	-
Assessment Districts	387,237	380,235	188,375
Bond Proceeds	-	-	-
Debt Reserve	-	-	-
Total Cash	\$ 614,805	607,632	263,243

	As of April 30, 2019	Apr-18	YE Budget
Operating Fund	\$ 66,528	104,354	38,114
Capital Imprvmt Fund	12,684	12,684	-
Rate Stabilization Fund	-	-	-
New Facilities Fund	-	-	-
Supplemental Wtr	-	-	-
Assessment Districts	-	-	-
Bond Proceeds	-	-	-
Debt Reserve	-	-	-
Total Cash	\$ 79,212	117,038	38,114

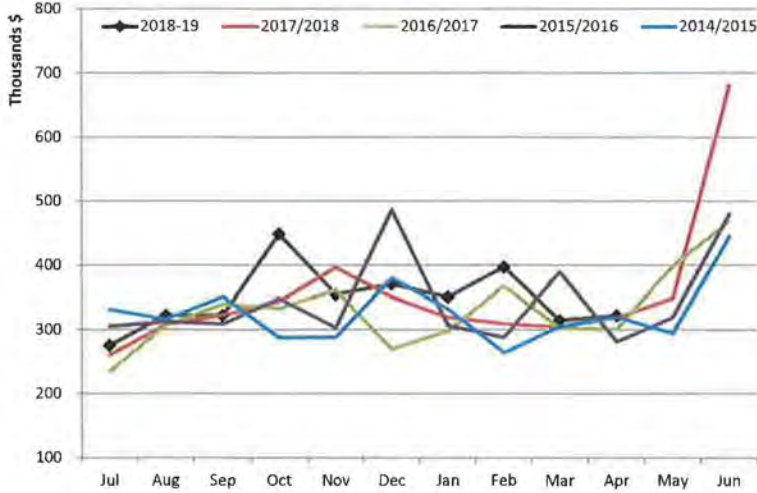
LACSD Financial Trends

Water Operating Income Trend

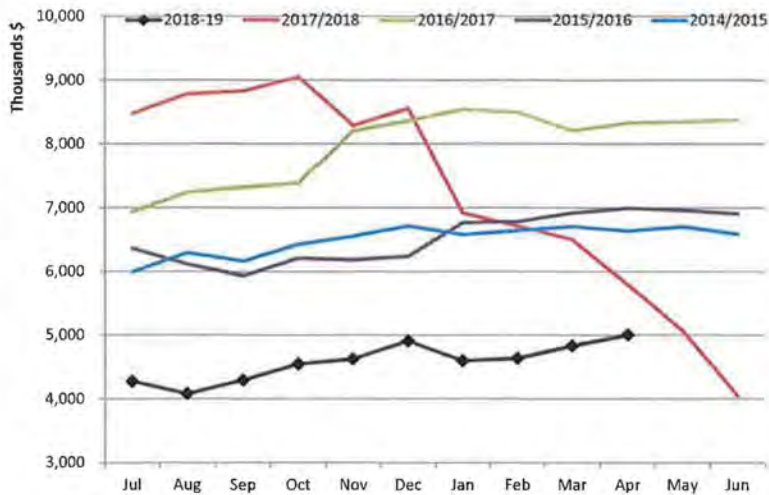
Does not include Supplemental Water Fee



Water Operating Expense Trend



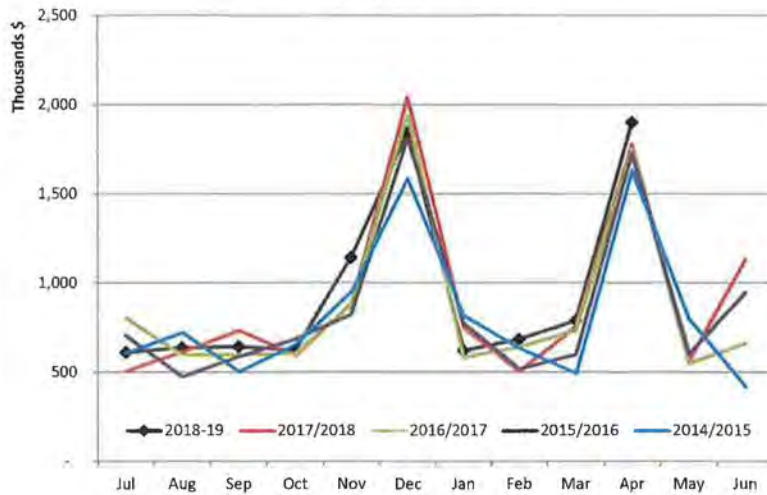
Water Pooled Cash Balance



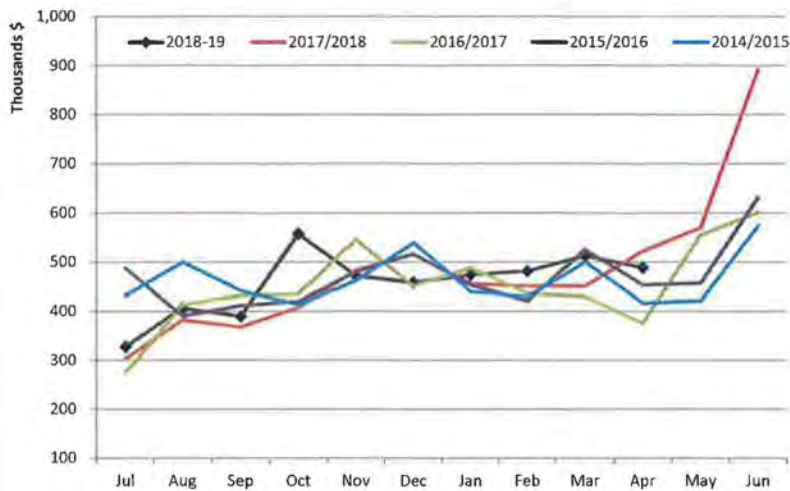
LACSD Financial Trends

Wastewater Operating Income Trend

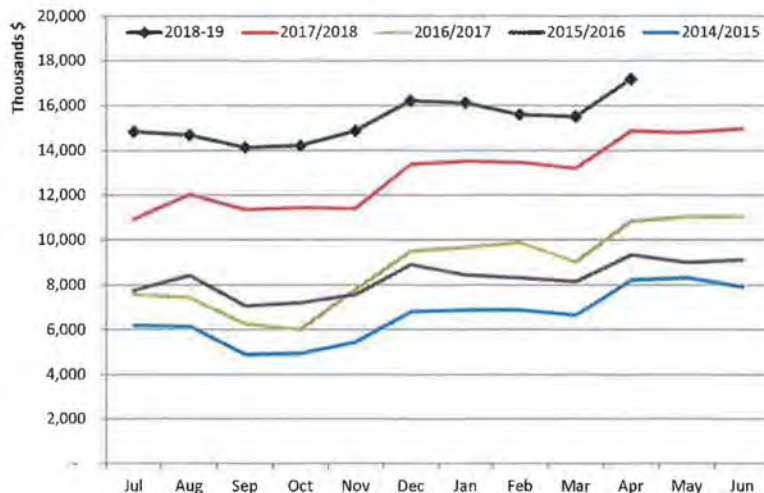
Includes Property Tax Revenue



Wastewater Operating Expense Trend

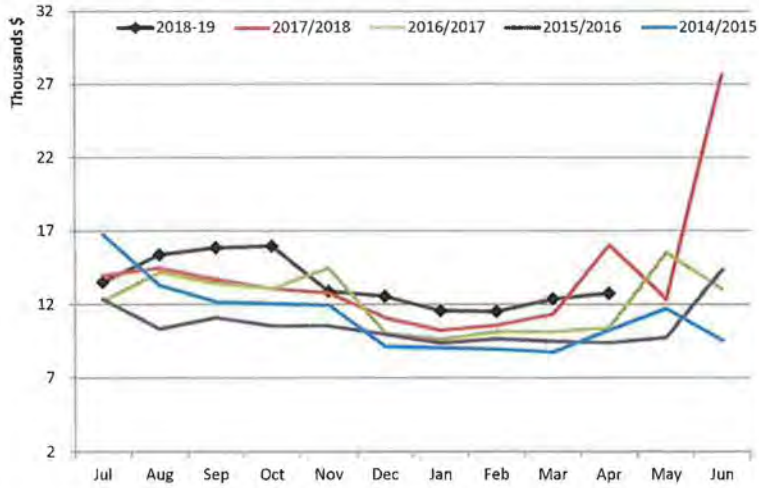


Wastewater Pooled Cash Balance

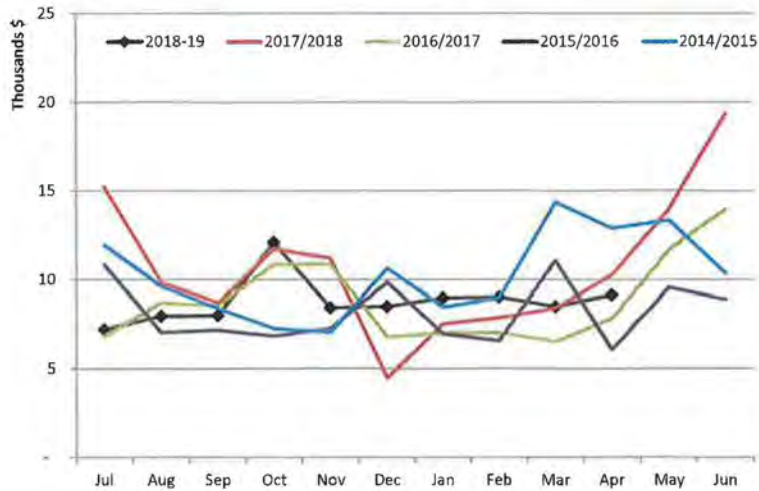


LACSD Financial Trends

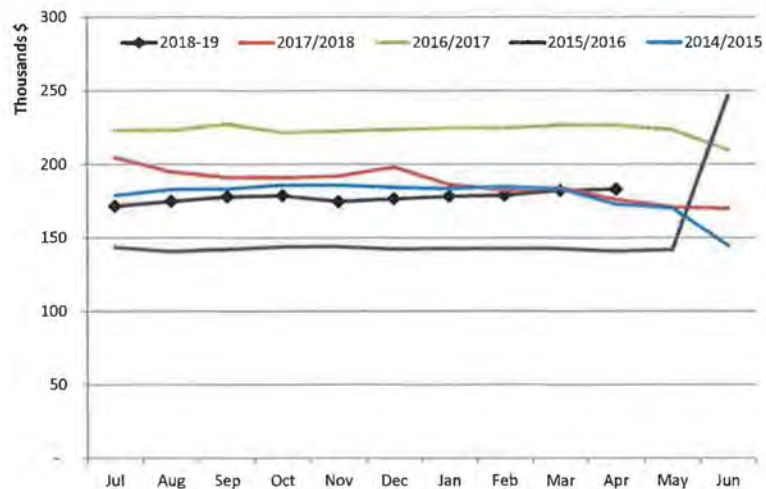
DLP Operating Income Trend



DLP Operating Expense Trend

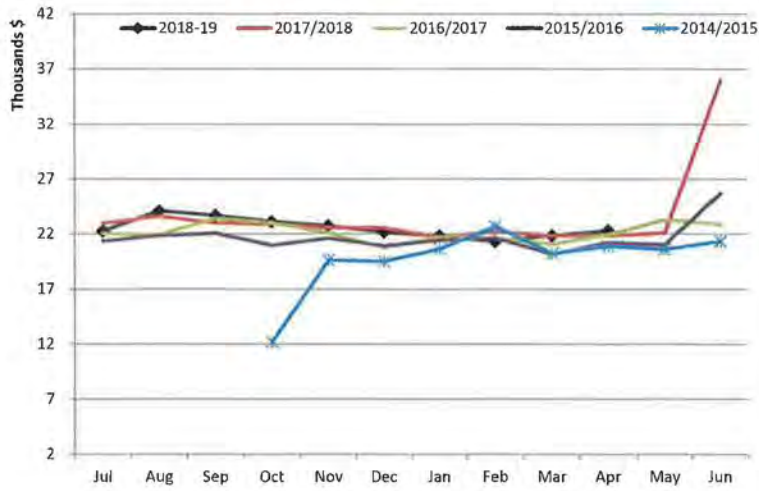


DLP Pooled Cash Balance

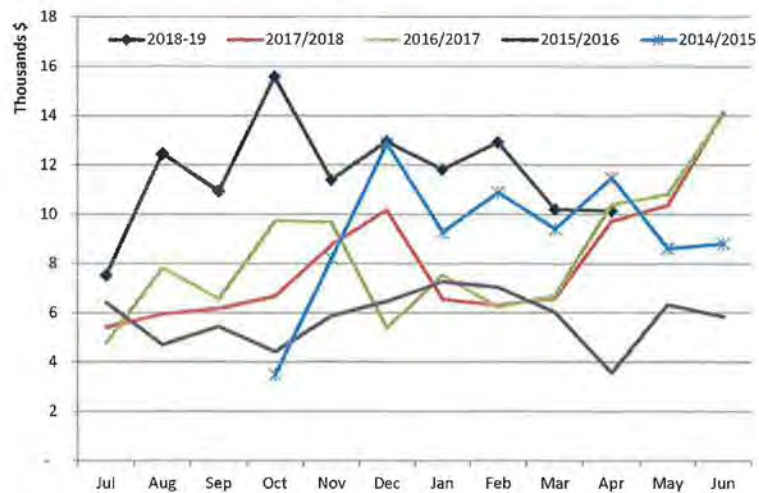


LACSD Financial Trends

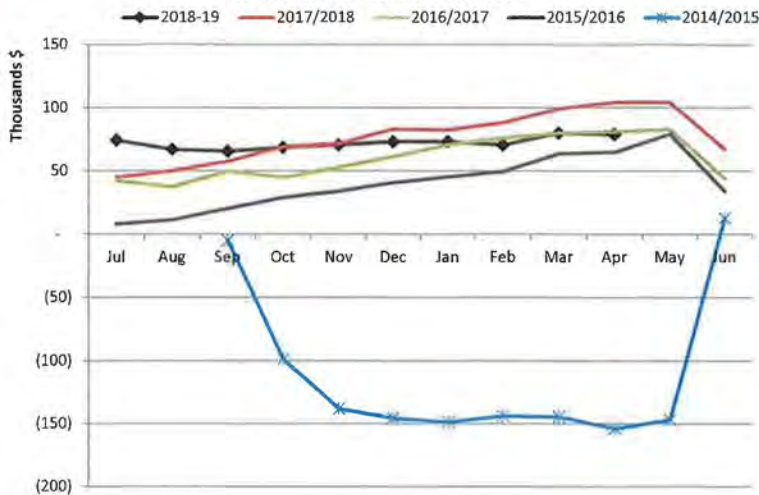
RF Operating Income Trend



RF Operating Expense Trend



RF Pooled Cash Balance

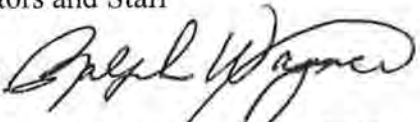




MEMO

7 June 2019

TO: ALA Directors and Staff
 LACSD Directors and Staff

FROM: Ralph Wagner 

SUBJECT: L.A.C. S.D. Water Extractions 2019 vs 2018

Month	2019		2018	
	Lake	Percentage	Lake	Percentage
January	60.63 A-F	3.87 %	32.93 A-F	2.10 %
February	56.49 A-F	3.61 %	52.02 A-F	3.32 %
March	46.11 A-F	2.94 %	49.63 A-F	3.17 %
April	51.07 A-F	3.26 %	53.17 A-F	3.60 %
May	83.86 A-F	5.36 %	88.24 A-F	5.63 %
TOTAL	298.16 A-F	19.04 %	275.99 A-F	17.62 %
	97.16 Million Gallons		89.93 Million Gallons	
	0.398' Off the Lake = 4.78 "		0.383 Off the Lake = 4.60 "	

NOTE:

1. This report covers water extracted from Lake Arrowhead by LACSD for delivery to their treatment plants, any water transferred to Grass Valley Lake if or when needed . and well water production along with water purchased from CLAWA.
2. In the month of May 2019, 83.86 A-F (27,625,865 gallons) was extracted from Lake Arrowhead for treatment. The District took no water from CLAWA, but the wells in Grass Valley produced 17.66 A-F (5.75 million gallons).
3. A true comparison, however, of Total Water Resources in May 2018 and 2019 would be as follows.

	May 2018	May 2019	Change	Percentage
Lake Draw	88.24 A-F	83.86 A-F	- 4.38 A-F	-4.96 %
Wells	10.66 A-F	17.66 A-F	+ 7.00 A-F	+ 65.67 %
CLAWA (Overlap)	26.83 A-F	0	- 26.83 A-F	-100%
CLAWA (SBVMWD)	0	0	0	0
<u>TOTAL</u>	<u>125.73 A-F</u>	<u>101.52 A-F</u>	<u>- 24.21 A-F</u>	<u>- 19.26 %</u>

Therefore, from the standpoint of Total Water Resources the total for May 2019 was 24.21 A-F (7,898,628 gallons) less than in May 2018. In the attached table it is interesting to note that Non-Revenue Water (water that is produced but not sold due primarily to leakage and inaccurate metering) amounted to 14.11 A-F in May 2019 or about 13.9 % of Total Water Resources.

4. A similar calendar year to date comparison of Total Water Resources is as follows.

	2018	2019	Change	Percentage
Lake Draw	275.99 A-F	298.16 A-F	+ 22.17 A-F	+ 8.03 %\
Wells	55.38 A-F	84.72 A-F	+ 29.34 A-F	+ 52.98 %
CLAWA (Overlap)	32.39 A-F	0	- 32.39 A-F	- 100 %
CLAWA (SBVMWD)	19.68 A-F	0	- 19.68 A-F	- 100 %
<u>TOTAL</u>	<u>383.44 A-F</u>	<u>382.88 A-F</u>	<u>- 0.56 A-F</u>	<u>- 0.15 %</u>

Therefore, in calendar Year to date, Total Water Resources have been 0.56 A-F (182,477 gallons) less (0.15 %) than in the 5 months of 2018. And, 22.17 A-F (7,224,117 gallons) more (8.03 %) have been taken directly out of the Lake.

In the first 5 months of 2019, Non-Revenue Water has amounted to a total of 63.2 A-F, or 21.2 % of the total amount of water withdrawn directly from the Lake, or 16.51 % of Total Water Resources.

5. No water was transferred to Grass Valley Lake from Lake Arrowhead for golf course irrigation versus none transferred in 2018, now that LACC is irrigating with recycled water.
6. On the first of May 2019, Lake level was 5107.08 or 0.33' or 3.96" above being full.
7. On the first of June 2019, Lake level was 5107.16 or 0.46' or 5.52" above being full.
8. Lake level rose 0.13' = 1.56" during the month of May 2019. The Lake is 100.75 % full.

9. In the month of May 2019, precipitation was 4.56". The average for the month of May is 1.06", so precipitation was 430 % of average.
10. For the Water Year to date from 1 October 2018, total precipitation has been 52.04" of about 142% of the 126-year average to date. This continues to be a sign of an El Nino condition.
11. Also attached is a table showing Total Water Resources, Water Sold and Water Not Sold and Evaporation for fiscal year (July thru June).
12. In August 2016, LACSD passed the SWRCB'S "stress test" by estimating its annual demand for water use to be 1,590 A-F with an estimated supply of 1,779 A-F in 2019, as a result, the District no longer has to achieve 13% reduction in consumption or water SOLD, compared to calendar year 2013. A table showing these comparison numbers appears below, showing that in May 2019, the District SOLD about 39.4% less than in May 2013, but for the year to date, about 19.6% less.

TABLE OF WATER SOLD BY LACSD

	<u>2013</u> <u>Calendar Year</u>	<u>2019</u> <u>Calendar Year</u>	<u>Change</u>	<u>Percentage</u>
January	65.95 A-F	56.45 A-F	- 9.50 A-F	- 14.40 %
February	50.04 A-F	53.02 A-F	+2.98 A-F	+5.60 %
March	53.93 A-F	50.91 A-F	- 3.02 A-F	- 5.60 %
April	66.36 A-F	57.30 A-F	- 9.06 A-F	-13.65 %
May	<u>139.65 A-F</u>	<u>84.74 A-F</u>	<u>- 55.11 A-F</u>	<u>- 39.41 %</u>
TOTAL	376.13 A-F	302.42 A-F	- 73.71 A-F	- 19.6 %

Cc: Mountain News

TABLE OF LA 5D

FISCAL YEAR WATER DRAW, PURCHASE, WELLS LOSSES, DELIVERY, SALE & NON-REVENUE WATER IN ACRE-FEET (Also Evaporation)

ITEM		Year	JUL	AUG	SEP	OCT	NOV	DEC	JAN	FEB	MAR	APR	MAY	JUNE	TOTAL
WITHDRAWAL FROM LAKE ARROWHEAD	Bernina Plant	2017/18	162.10	119.47	20.99	0	0	0	0	0	0	0	0	0	303.0
		2018/19	9.40	131.55	9.19	0	0	0	0	1.38	11.93	51.07	83.86		
	Cedar Glen Plant	2017/18	36.11	66.13	61.37	45.53	33.11	72.89	32.93	52.02	49.63	53.17	88.24	92.53	683.6
		2018/19	99.83	48.47	84.19	75.67	72.33	66.31	60.63	55.11	34.18	0	0		
	TOTAL ①	2017/18	198.73	185.60	82.36	46.53	33.11	72.89	32.93	52.02	49.63	53.17	88.24	92.53	986.71
		2018/19	109.23	180.02	93.38	75.67	72.33	66.31	60.63	56.49	46.11	51.07	83.86		
PURCHASE FROM CLAWA	Brentwood Turnout	2017/18	0	0	41.56	0	0	0	0	0	0	5.56	26.83	40.51	114.46
		2018/19	19.89	0.07	0	0	0	0	0	0	0	0	0		
	ROW Turnout	2017/18	0	0	13.14	58.42	30.82	0	19.68	0	0	0	0	16.61	138.67
		2018/19	55.26	1.90	60.52	31.73	0	0	0	0	0	0	0		
TOTAL ②	2017/18	0	0	54.70	58.42	30.82	0	19.68	0	0	5.56	26.83	57.12	253.13	
		2018/19	75.35	1.97	60.52	31.73	0	0	0	0	0	0	0		
WELLS TO SYSTEM	TOTAL ③	2017/18	15.74	13.67	13.57	14.87	12.71	13.38	11.57	10.12	11.29	11.74	10.66	11.78	151.11
		2018/19	11.50	13.97	13.54	13.07	12.56	12.04	13.17	15.90	18.62	19.37	17.66		
DRAW ① + PURCHASE ② + WELLS ③	TOTAL ④	2017/18	214.47	199.27	150.63	118.82	76.64	86.27	64.18	62.14	60.92	70.47	125.73	161.46	1390.94
		2018/19	196.08	195.96	167.44	120.47	84.89	78.35	73.80	72.39	64.73	70.44	101.52		
FILTER BACKWASH LOSSES	TOTAL ⑤	2017/18	7.68	5.58	5.90	2.06	1.73	3.54	1.57	2.43	1.69	3.35	5.33	6.17	47.08
		2018/19	9.96	9.21	7.65	6.96	5.71	4.59	4.33	4.54	3.55	2.19	2.67		
DELIVERED TO DISTRIBUTION SYSTEM ⑥	TOTAL ④ - ⑤	2017/18	206.79	193.69	144.73	116.76	74.91	82.73	62.61	59.71	59.23	67.12	120.35	155.23	1343.86
		2018/19	186.12	181.94	159.79	113.51	79.18	73.76	69.47	67.85	61.18	68.25	98.85		
WATER SOLD	TOTAL ⑦	2017/18	174.02	166.28	123.53	101.27	66.17	66.31	51.30	48.50	48.48	58.56	18.59	38.82	1156.28
		2018/19	170.23	170.15	149.19	102.84	65.62	60.03	56.45	53.02	50.91	57.30	84.74		
NON-REVENUE WATER ⑧	TOTAL ⑥ - ⑦	2017/18	32.82	29.71	21.70	15.49	8.74	16.42	11.31	11.21	10.75	8.56	6.81	16.41	189.93
		2018/19	15.89	11.79	10.60	10.67	13.56	13.73	13.02	14.85	10.27	10.95	14.11		
PERCENTAGE ⑧ ÷ ⑥		2017/18	15.87	15.34	14.99	13.27	11.67	19.85	18.06	18.77	18.15	12.75	5.66	10.57	14.13
		2018/19	8.54	6.48	6.63	9.40	17.13	18.61	18.74	21.89	16.79	16.04	14.27		
BACKWASH LOSS AS PERCENT OF LAKE WITHDRAWAL ⑤ ÷ ①		2017/18	3.86	3.01	7.16	4.52	5.23	4.86	4.77	4.67	3.41	6.30	6.10	6.67	4.78
		2018/19	9.12	5.12	8.19	9.20	7.89	6.92	7.14	8.04	7.70	4.29	3.18		
EVAPORATION	Inches A-F	2017/18	8.38	8.31	6.58	4.49	3.11	1.57	1.98	2.32	4.24	5.24	7.16	7.41	60.73
			511	503	396	218	186	90	118	139	254	317	431	444	3657
	Inches A-F	2018/19	8.38	9.35	7.05	5.47	3.11	1.81	1.92	2.32	4.24	5.24	5.50		
			580	554	414	319	181	106	117	142	270	336	354		

LAKE ARROWHEAD COMMUNITY SERVICES DISTRICT
 ACCOUNTS PAYABLE CHECK REGISTER
 MAY 2019

VENDOR NAME	DESCRIPTION	DATE	INVOICE AMOUNT	CHECK NUMBER	CHECK AMOUNT
Voya	Deferred Compensation	05/01/19	12,092.85	DRAFT	12,092.85
CalPERS	Employee Retirement Plan	05/01/19	27,542.31	DRAFT	27,542.31
ADS Environmental Services LLC	Sewer Flow Monitoring for 21 Sites	05/08/19	21,000.00	80201	21,000.00
Aflac	Supplemental Insurance	05/08/19	1,414.98	80202	1,414.98
Airgas USA LLC	Compressed Gas	05/08/19	35.92	80203	35.92
Ameripride	Uniforms	05/08/19	1,667.83	80204	1,667.83
ARC Document Solutions LLC	04/19 Engineering Copier	05/08/19	669.18	80205	669.18
AT&T	Long Distance Telephone	05/08/19	166.81	80206	166.81
Barr Door Inc	Operator for Truck Bay Roll Up Door	05/08/19	2,369.82	80207	2,369.82
California Tool & Welding Supply	Compressed Gases	05/08/19	96.50	80208	96.50
Caselle Inc	06/19 Contact and Support	05/08/19	2,567.00	80209	2,567.00
Charter Communications	Internet	05/08/19	195.00	80210	195.00
Classic Images	Uniform Hats	05/08/19	299.33	80211	299.33
CLAWA	Rim Forest 2" 1185.2 CCF	05/08/19	3,128.87	80212	
	DLP 2" 237.4 CCF	05/08/19	626.82	80212	
	04/19 Blue Jay Water	05/08/19	140.00	80212	3,895.69
Computer Options	05/19 Managed IT Program	05/08/19	12,679.00	80213	
	Security Camera	05/08/19	1,558.81	80213	14,237.81
Consolidated Electrical Distributors Inc	LED Lighting for GVWWTP Interior	05/08/19	18,199.66	80214	18,199.66
CSRMA	Claim # 1986720	05/08/19	3,286.73	80215	3,286.73

LAKE ARROWHEAD COMMUNITY SERVICES DISTRICT
 ACCOUNTS PAYABLE CHECK REGISTER
 MAY 2019

VENDOR NAME	DESCRIPTION	DATE	INVOICE AMOUNT	CHECK NUMBER	CHECK AMOUNT
CUES Inc	Push Cam Wing Nuts	05/08/19	27.09	80216	
	Battery for Push Cam	05/08/19	913.88	80216	
	Push Cam Re-Term	05/08/19	670.69	80216	
	Small Push Cam Rollers	05/08/19	101.29	80216	
	Invoice 525391 Credit Return	05/08/19	-107.75	80216	1,605.20
CWEA Renewal	Mossman Collection System 2 Renewal	05/08/19	92.00	80217	92.00
Cyber Marketing Network Inc	Phil Jagt Steel Toe Boots	05/08/19	123.63	80218	123.63
Dakota Arizmendi	D-2 Exam and Certification Fee	05/08/19	145.00	80219	145.00
Don's Auto Supply	Core Return Credit	05/08/19	-27.15	80220	
	Wash, Window Cleaner & DEF	05/08/19	70.43	80220	
	Fittings	05/08/19	8.33	80220	
	Gauges, Mirror	05/08/19	72.33	80220	
	Credit Memo for Station Oil Changes	05/08/19	-8.24	80220	
	Station Oil Changes	05/08/19	13.01	80220	
	Battery, Compressor Belt	05/08/19	134.24	80220	
	Hitch	05/08/19	14.35	80220	
	Supplies fo De-Nit Bed #3	05/08/19	80.47	80220	357.77
EASI	Emergency Repair/Towable Compressor	05/08/19	1,860.45	80221	1,860.45
Electronic Systems Technology Inc	Horizon Radio's - Scada Network	05/08/19	4,020.82	80222	4,020.82
Farmer Brothers Company	District Coffee	05/08/19	574.19	80223	574.19
Fisher Scientific	Dilution Bottles	05/08/19	152.65	80224	152.65
Five Points Shell	Fuel	05/08/19	242.04	80225	242.04
Frontier Communications	Telephone	05/08/19	1,991.39	80226	1,991.39
GeneratorJoe	Trailer for Unit 27's Generator	05/08/19	10,372.60	80227	10,372.60

LAKE ARROWHEAD COMMUNITY SERVICES DISTRICT
 ACCOUNTS PAYABLE CHECK REGISTER
 MAY 2019

VENDOR NAME	DESCRIPTION	DATE	INVOICE AMOUNT	CHECK NUMBER	CHECK AMOUNT
Geographics	04/19 Website Hosting	05/08/19	70.00	80228	
	Quarterly Newsletter	05/08/19	7,089.22	80228	7,159.22
Grainger	1 1/4" PVC Pipe	05/08/19	29.32	80229	
	Gas Monitoring Oxygen Sensor	05/08/19	208.95	80229	
	Electrial Box, Toggle Switch	05/08/19	32.97	80229	
	Gate Transmitters	05/08/19	268.63	80229	
	Dipsticks for Chemical Drums	05/08/19	298.98	80229	
	Cabinet	05/08/19	44.91	80229	883.76
H & H Elevator Service	05/19 Elevator Service	05/08/19	203.96	80230	203.96
Hamid Kashani	Refund Check	05/08/19	44.16	80231	44.16
Harrington Industrial Plastics	Sch 40 Parts	05/08/19	298.44	80232	298.44
Idexx Distribution Inc	Colilert Vessels-Water, Colilert Vessels, Quanti Trays-Wasetwater	05/08/19	603.23	80233	603.23
Inland Water Works Supply Co	Misc Brass Fittings, Nipples, Insta-Tites	05/08/19	9,253.84	80234	9,253.84
J. Colon Coatings Inc.	Coating of Bernina Tanks #1 & #2	05/08/19	10,497.50	80235	10,497.50
Life Insurance Company of North America	06/19 Life	05/08/19	3,996.61	80236	3,996.61
Lubrication Engineers	Generator Oil	05/08/19	324.50	80237	324.50
Marc Mitzner	Refund Check	05/08/19	93.18	80238	93.18
McMaster-Carr	Filter Cartridge	05/08/19	87.00	80239	87.00
Mobile Modular Portable Storage	Storage	05/08/19	1,126.05	80240	1,126.05
Mountain Courier Service	05/19 Mail Courier	05/08/19	225.00	80241	225.00
Mountain Disposal	04/19 Trash	05/08/19	1,527.79	80242	
	04/19 Sludge Disposal	05/08/19	6,300.00	80242	7,827.79

LAKE ARROWHEAD COMMUNITY SERVICES DISTRICT
 ACCOUNTS PAYABLE CHECK REGISTER
 MAY 2019

VENDOR NAME	DESCRIPTION	DATE	INVOICE AMOUNT	CHECK NUMBER	CHECK AMOUNT
Mountain News & Shopper	Bid Ad	05/08/19	1,300.00	80243	
	Board Meeting	05/08/19	500.00	80243	
	Smoke Testing Ad	05/08/19	500.00	80243	2,300.00
Northern Safety Company	Safety Vest, Hard Hats, Eye Wear	05/08/19	364.70	80244	364.70
Office Depot Inc	Office Supplies	05/08/19	1,489.45	80245	1,489.45
Paper Recycling & Shredding Specialists	Document Shredding	05/08/19	125.00	80246	125.00
Pat & Stacey Pattison	Refund Check	05/08/19	102.10	80247	102.10
Patton Sales Corp	Unit #88 Tool Rack Material	05/08/19	22.22	80248	22.22
Pitney Bowes Inc	05/19 - 8/19 Postage Meter Rental	05/08/19	145.46	80249	145.46
Plumbers Depot	6" Spring Blades	05/08/19	387.90	80250	387.90
Pollardwater	High Volume Hand Pump	05/08/19	348.07	80251	348.07
Prime Mortgage Fund Inc	Refund Check	05/08/19	24.53	80252	24.53
Process Solutions Inc	Backpressure Valve/Micro-Chlor	05/08/19	338.37	80253	338.37
Ready Refresh by Nestle	04/19 Distilled & Bottled Water	05/08/19	632.00	80254	632.00

LAKE ARROWHEAD COMMUNITY SERVICES DISTRICT
 ACCOUNTS PAYABLE CHECK REGISTER
 MAY 2019

VENDOR NAME	DESCRIPTION	DATE	INVOICE AMOUNT	CHECK NUMBER	CHECK AMOUNT	
Rim Forest Lumber	Conduit for Lights	05/08/19	36.61	80255		
	Bolt, Nut, Washers & Fasteners	05/08/19	76.05	80255		
	Hose Fittings, Demo Blade, Wire Brush, Barb Fittings	05/08/19	108.21	80255		
	Lift Station 5 paint and Exterior Repair	05/08/19	864.15	80255		
	Credit Memo	05/08/19	-388.83	80255		
	Lag Screw & Washer	05/08/19	0.99	80255		
	Weed B Gone	05/08/19	25.84	80255		
	Shasta Tank Supplies, Anchors & Tape	05/08/19	82.28	80255		
	Lumber to Build CL2 Pumping Stands at Banff & Cedar Ridge	05/08/19	138.42	80255		
	Plastic Plumbing Fittings, Sprinkler Valve, 2 Cycle Engine Oil	05/08/19	175.47	80255		
	Lumber & Supplies to Form Concrete Pads at Burnt Mill & North Shore Tanks	05/08/19	129.54	80255		
	3/8" Steel, Acetone & Cable Tie	05/08/19	37.55	80255		
	Pea Gravel & Rock	05/08/19	50.72	80255	1,337.00	
	Santosh & Nita Maheshwari	Refund Check	05/08/19	97.04	80256	97.04
	So Cal Gas	Gas	05/08/19	3,231.74	80257	3,231.74
Southern California Edison	Electric	05/08/19	40,401.74	80258	40,401.74	
Step Saver CA LLC	Salt	05/08/19	689.47	80259	689.47	
SWRCB	Gr 4 Distribution Cert	05/08/19	105.00	80260		
	Water Treatment Operator Renewal	05/08/19	60.00	80260		
	D2 Cert Renewal	05/08/19	60.00	80260	225.00	
Terryberry	2019 Service Award Pins	05/08/19	651.72	80261	651.72	
TPX Communications	Internet	05/08/19	6,772.48	80262	6,772.48	
Underground Service Alert/SC	CA State Fee for Regulatory Costs	05/08/19	54.10	80263	54.10	
USA Blue Book	Degreaser for Grit Classifier at WCTP	05/08/19	202.64	80264	202.64	

LAKE ARROWHEAD COMMUNITY SERVICES DISTRICT
 ACCOUNTS PAYABLE CHECK REGISTER
 MAY 2019

VENDOR NAME	DESCRIPTION	DATE	INVOICE AMOUNT	CHECK NUMBER	CHECK AMOUNT
Verizon Wireless	Wireless	05/08/19	898.61	80265	898.61
Vulcan Materials Company	3/4" Base	05/08/19	283.94	80266	1,143.70
	9.2 Tons Cold Mix Asphalt	05/08/19	859.76	80266	
Whisner, Isaac	D-2 Exam and Certification Fee	05/08/19	145.00	80267	145.00
	Reimbursement				
Yee, Jared	D-2 Exam and Certification Fee	05/08/19	145.00	80268	145.00
	Reimbursement				
Voya	Deferred Compensation	05/15/19	11,955.25	DRAFT	11,955.25
CalPERS	Employee Retirement Plan	05/15/19	28,148.45	DRAFT	28,148.45
AG Layne Inc	2500 Gallons Methanol	05/22/19	7,100.46	80269	7,100.46
Amazon Capital Services	Paper Towel Dispensers & Paper Towels	05/22/19	108.24	80270	788.55
	Both Bathrooms at Bernina Plant	05/22/19	171.32	80270	
	Reflective Tape	05/22/19	139.09	80270	
	Nitrile Gloves	05/22/19	369.90	80270	
American Water Works Association	'19 - '20 Annual Membership Dues	05/22/19	2,237.00	80271	2,237.00
Ameripride	Uniforms - Field Ops	05/22/19	1,673.75	80272	1,673.75
AT&T	Long Distance	05/22/19	261.71	80273	261.71
Automated Gate Services Inc	WCTP Gate Repair	05/22/19	197.00	80274	197.00

LAKE ARROWHEAD COMMUNITY SERVICES DISTRICT
 ACCOUNTS PAYABLE CHECK REGISTER
 MAY 2019

VENDOR NAME	DESCRIPTION	DATE	INVOICE AMOUNT	CHECK NUMBER	CHECK AMOUNT
Best Best & Krieger LLP	General Labor	05/22/19	442.00	80275	
	Solar Project	05/22/19	4,320.36	80275	
	Adv. City of Hesperia	05/22/19	343.23	80275	
	Water Rights	05/22/19	189.50	80275	
	General Representation	05/22/19	6,246.50	80275	
	Board Meeting Attendance & Preparation	05/22/19	1,656.22	80275	
	CEQA Projects	05/22/19	751.41	80275	13,949.22
Bruce Buchser	Refund Check	05/22/19	1,217.00	80276	1,217.00
C & E Supply	Janitorial Supplies, Break Room Cups	05/22/19	228.90	80277	228.90
Canon Financial Services	Copier Leases - 04/19 Usage	05/22/19	1,603.38	80278	1,603.38
Cedar Glen Trading Post	Bolts, Nuts, Washers, Bucket & Adapters	05/22/19	92.81	80279	92.81
Christopher Leggio	Refund Check	05/22/19	739.45	80280	739.45
City of Big Bear Lake	06/19 Rim Forest Payments	05/22/19	4,815.32	80281	4,815.32
Clerk of the Board	Notice of Exemption Filing	05/22/19	50.00	80282	50.00
Clinical Laboratory of San Bernardino	GVTP Lab Services	05/22/19	3,340.00	80283	
	Routine Samples for Grass Valley	05/22/19	3,035.00	80283	6,375.00
Cole-Parmer	Ph Buffers, Standards	05/22/19	272.25	80284	272.25
County of San Bernardino	Debris Disposal	05/22/19	23.60	80285	23.60
County Recorder	Lien Release	05/22/19	152.00	80286	152.00
Cyber Marketing Network Inc	Carricaburu Work Boots	05/22/19	128.21	80287	
	Hebert Work Boots	05/22/19	174.24	80287	302.45

LAKE ARROWHEAD COMMUNITY SERVICES DISTRICT
 ACCOUNTS PAYABLE CHECK REGISTER
 MAY 2019

VENDOR NAME	DESCRIPTION	DATE	INVOICE AMOUNT	CHECK NUMBER	CHECK AMOUNT
D&H Water Systems Inc	Bernina CL2 Generation Back Pressure Valve Rebuild Kits	05/22/19	322.09	80288	
	CL2 Injection Pump Parts for Cedar Ridge and Banff Tank Sites	05/22/19	630.21	80288	952.30
David Taussig & Associates Inc	Tax Roll Consultant	05/22/19	2,321.90	80289	2,321.90
DIRECTV	05/19 Television	05/22/19	124.98	80290	124.98
Don's Auto Supply	AW46	05/22/19	15.40	80291	
	Air Filter	05/22/19	22.54	80291	
	Air Filter	05/22/19	-22.54	80291	
	Vacuum Tubing	05/22/19	2.97	80291	
	Backhoe Hoses and Fittings	05/22/19	129.70	80291	
	Core Return	05/22/19	-31.03	80291	
	Shop Welder	05/22/19	34.28	80291	
	Hand Cleaner	05/22/19	16.37	80291	
	Battery for Pressure Washer	05/22/19	65.67	80291	233.36
Duthie Power Services	Generator Automatic Transfer Switch	05/22/19	2,250.90	80292	2,250.90
Employment Development Department	01/19 - 03/19 Unemployment Insurance	05/22/19	873.00	80293	873.00
Federal Express Co	Express Mail	05/22/19	41.62	80294	41.62
Fisher Scientific	Aluminium Fluted Dishes, Orange Bio	05/22/19	141.39	80295	141.39
Flo-systems Inc	LS33 Mechanical Seal	05/22/19	762.04	80296	762.04
Fox Occupational Medical Center	DOT Exam	05/22/19	40.00	80297	40.00
Frontier Communications	Telephone	05/22/19	2,119.28	80298	2,119.28
Gemini Group LLC	2018 CCR Rimforest	05/22/19	7,458.00	80299	7,458.00

LAKE ARROWHEAD COMMUNITY SERVICES DISTRICT
 ACCOUNTS PAYABLE CHECK REGISTER
 MAY 2019

VENDOR NAME	DESCRIPTION	DATE	INVOICE AMOUNT	CHECK NUMBER	CHECK AMOUNT
Goering Mountain Portable Toilets Inc	Outhouse Rental for Pilot Rock Fire Crews Working at GVTP, WCTP, Hospital Tank & CGTP	05/22/19	186.09	80300	186.09
Grainger	Light Diffuser	05/22/19	282.73	80301	
	Clear Stretch Wrap	05/22/19	10.10	80301	
	Screwdriver	05/22/19	14.83	80301	
	Ear Muffs & Ear Plug Dispenser	05/22/19	328.85	80301	636.51
Granicus	License and Service Fee - DisclosureDocs	05/22/19	2,903.46	80302	2,903.46
Hach Company	Calibration Set	05/22/19	496.32	80303	496.32
Hale, Travis	CSM-1 & Membership Renewal	05/22/19	275.00	80304	275.00
HealthEquity Inc	06/19 HSA	05/22/19	298.50	80305	298.50
Hernandez, Jaime	SWRCB D-3 Exam & Certificate Fee Reimbursement	05/22/19	160.00	80306	160.00
Ian Griffin	Refund Check	05/22/19	160.91	80307	160.91
Inland Water Works Supply Co	Misc Plumbing Supplies	05/22/19	914.82	80308	914.82
Jack Henry & Associates Inc	CSO-Remitplus Server Move	05/22/19	500.00	80309	500.00
Jacqueline Dickson	Refund Check	05/22/19	42.23	80310	42.23
Keenan & Associates	06/19 Health	05/22/19	85,867.83	80311	85,867.83
KGC, LLC	Refund Check	05/22/19	1,103.00	80312	1,103.00
McMaster-Carr	Brass Pipe Fitting	05/22/19	12.64	80313	
	Pipe Fitting & Sealant	05/22/19	56.55	80313	
	Valve and Pipe Fitting	05/22/19	18.49	80313	87.68

LAKE ARROWHEAD COMMUNITY SERVICES DISTRICT
 ACCOUNTS PAYABLE CHECK REGISTER
 MAY 2019

VENDOR NAME	DESCRIPTION	DATE	INVOICE AMOUNT	CHECK NUMBER	CHECK AMOUNT
Mobile Modular Portable Storage	Storage	05/22/19	88.14	80314	88.14
National Safety Compliance Inc	Drug Random Screening	05/22/19	610.79	80315	610.79
Neu Art Studio Inc	Sewer Maps for Admin Offices	05/22/19	995.61	80316	995.61
Ninyo & Moore	Geotechnical Services	05/22/19	1,687.00	80317	1,687.00
Nursery Products LLC	Bio-Solids to Nursery Products April 2019	05/22/19	5,668.19	80318	5,668.19
O'Kelly, Hayley	Reimbursement for Lunch & Mileage	05/22/19	64.88	80319	
	HR Strong Conference Mileage	05/22/19	39.90	80319	104.78
OSTS Inc	Confined Space Training	05/22/19	795.00	80320	795.00
Pitney Bowes Inc	Postage Meter Refill	05/22/19	900.00	80321	900.00
Plumbers Depot	Jet Nozzle Camera	05/22/19	4,572.60	80322	4,572.60
Premier Access Insurance Company	06/19 Dental	05/22/19	6,687.31	80323	6,687.31
Provident Life & Accident	Supplemental Insurance	05/22/19	65.91	80324	65.91
Raymond & Dawn Gayk	Refund Check	05/22/19	125.00	80325	125.00
RE/MAX Lakeside	Ste 201 Lease Extension Commission	05/22/19	553.23	80326	553.23

LAKE ARROWHEAD COMMUNITY SERVICES DISTRICT
 ACCOUNTS PAYABLE CHECK REGISTER
 MAY 2019

VENDOR NAME	DESCRIPTION	DATE	INVOICE AMOUNT	CHECK NUMBER	CHECK AMOUNT
Rim Forest Lumber	Bolts and Connectors for GVWWTP	05/22/19	104.19	80327	
	Quick Concrete, Concrete Trowel	05/22/19	110.91	80327	
	Concrete & Supplies for Slabs for New Sheds at Hospital & Burnt Mill Tank	05/22/19	326.60	80327	
	IX Pump	05/22/19	19.14	80327	
	Concrete & Supplies for Slabs for New Sheds at Hospital & Burnt Mill Tank	05/22/19	47.30	80327	
	Credit Memo Pallet Return	05/22/19	-21.55	80327	
	Chainsaw Oil & Chain	05/22/19	53.13	80327	
	Stihl Misc Parts	05/22/19	46.90	80327	
	Broom & Ladder for North Bay	05/22/19	91.57	80327	
	Parts and Supplies for North Shore, Burnt Mill and Annandale Tank Sites for Tuff Sheds	05/22/19	115.19	80327	
	Door Stops & Caribeners	05/22/19	66.17	80327	
	Caulking and Paint Cans for Annandale, Burnt Mill, North Shore and Mittry Pump Houses	05/22/19	109.08	80327	
	Mouse Traps, Caulking, GFI	05/22/19	137.91	80327	
	Snow Blowers for GVTP and Bernina Plant	05/22/19	7,219.14	80327	8,425.68
	Samba Holdings	DOT Monitoring Program	05/22/19	116.60	80328
San Bernardino County	04/19 Fuel	05/22/19	4,368.07	80329	4,368.07
Satellite Phone Store	04/19 Satellite Phone Service	05/22/19	153.84	80330	153.84
Step Saver CA LLC	Salt	05/22/19	1,070.50	80331	1,070.50
Sunbelt Rentals Inc	Compactor Throttle Cable	05/22/19	215.20	80332	215.20
Tidewater Inc	2nd Opinion on SGH's Estimated Construction Cost	05/22/19	4,860.00	80333	
	On-Call Environmental Consulting Services	05/22/19	2,340.00	80333	7,200.00

LAKE ARROWHEAD COMMUNITY SERVICES DISTRICT
 ACCOUNTS PAYABLE CHECK REGISTER
 MAY 2019

VENDOR NAME	DESCRIPTION	DATE	INVOICE AMOUNT	CHECK NUMBER	CHECK AMOUNT
Tom & Joan Garnett	Refund Check	05/22/19	95.71	80334	95.71
Trinity Construction	Retention for Replacement of Screen & Equipment	05/22/19	81,962.20	80335	
	Installation of 2 Fan Heaters Inside Pump Room	05/22/19	11,366.60	80335	
	I & I Repairs to Vaults & Pump Room	05/22/19	14,986.75	80335	108,315.55
Tuff Shed	4x8 Sheds at Annandale, North Shore, Mittry & Burnt Mill Tank Sites	05/22/19	9,626.32	80336	9,626.32
Union Bank	Credit Card	05/22/19	7,933.70	80337	7,933.70
Univar USA Inc	Membrane Filtration Chemicals	05/22/19	4,529.68	80338	4,529.68
UPS	Ground Shipping	05/22/19	57.26	80339	57.26
	VOID	05/22/19	-	80340	-
Vision Service Plan	Supplemental Insurance	05/22/19	698.52	80341	698.52
Vulcan Materials Company	Base	05/22/19	861.12	80342	861.12
Whisner, Isaac	Collection System Maintenance Gr 2	05/22/19	87.00	80343	87.00
Zenner Performance	4" Zenner Stealth Ultrasonic Meter	05/22/19	484.14	80344	484.14
Voya	Deferred Compensation	05/29/19	11,929.97	DRAFT	11,929.97
CalPERS	Employee Retirement Plan	05/29/19	<u>28,467.82</u>	DRAFT	<u>28,467.82</u>
			<u>\$646,799.35</u>		<u>\$646,799.35</u>

**LAKE ARROWHEAD COMMUNITY SERVICES DISTRICT
UNION BANK VISA TRANSACTIONS
5/10/2019**

	DESCRIPTION	AMOUNT
Blackwood	Amazon - Urinal Screen	49.25
	Total Blackwood	\$ 49.25
Brooks		0.00
	Total Brooks	\$ -
Carricaburu	Amazon - Driver Set	167.55
	Yale Chase Equipment - Air & Oil Filters	942.90
	Amazon - Battery Mounting Box	969.60
	EB Sarbs - Process Pump Training	240.00
	Total Carricaburu	\$ 2,320.05
Cerri		0.00
	Total Cerri	\$ -
Field		0.00
	Total Field	\$ -
Hercules	Trimble Inc - Software	2,490.00
	National Society of Professional Engineers - Membership	299.00
	Total Hercules	2,789.00
Lippert		0.00
	Total Lippert	\$ -
O'Brien	SuppliesOutlet.com - Toner	\$ 158.13
	Total O'Brien	\$ 158.13
O'Connell	The Home Depot - Socket Set & Hardware	59.79
	Amazon - Duct Hunter Repair Kit	49.98
	Amazon - Starter Pulley for Stihl Blower	4.59
	Amazon - Hose Plugs	23.18
	Amazon - Exhuast Repair Tube	47.48
	Total O'Connell	\$ 185.02
O'Kelly	Berendsen Fld Pwr - Coils for De-Nit Valves	387.16
	Sprinklerwarehouse.com - Brass Nozzle	302.47
	Costco.com - Non- Food Break Room Supplies, Batteries & Gloves	508.54
	Total - O'Kelly	\$ 1,198.17

**LAKE ARROWHEAD COMMUNITY SERVICES DISTRICT
UNION BANK VISA TRANSACTIONS
5/10/2019**

	DESCRIPTION	AMOUNT
Papp	Towing Service	1,000.00
	Total Papp	\$ 1,000.00
Potter	SafetyProducts - First Aid Supplies	23.40
	Skillpath - Wells Supervise People Seminar	149.00
	Costco - Board Refreshments	8.99
	Jensen's - All Day Confined Space Safety Training Refreshments	52.69
	Total Potter	\$ 234.08
Wells		0.00
	Total Wells	\$ -
TOTAL AMOUNT DUE		\$7,933.70